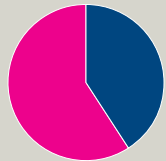


# Il personale della PA

■ Uomini

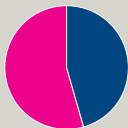
■ Donne



■ 1.324.508  
■ 1.914.460

**3.238.968**

**TOTALE**



■ 93.012  
■ 110.819

**203.831**

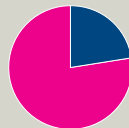
Funzioni  
centrali



■ 215.372  
■ 276.721

**492.093**

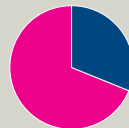
Funzioni  
locali



■ 286.234  
■ 977.819

**1.264.053**

Istruzione  
e ricerca



■ 209.708  
■ 460.858

**670.566**

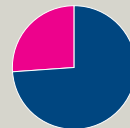
Sanita'



■ 21.925  
■ 18.396

**40.321**

Comparto  
autonomo o  
fuori comparto



■ 498.257  
■ 69.847

**568.104**

Personale  
in regime di  
diritto pubblico